





Monday	Tuesday	Wednesday	Thursday
<p>Easter bonnets- Children to decorate a pre-cut paper plate with collage materials. Continue throughout week.</p>  <p>Together time- Sing sleeping bunnies.</p> <p>Writing table- colour in egg templates.</p>	<p>Potato printing- cut potatoes in half so looks like an egg shape.</p>  <p>Together time- share an Easter story or a story about a rabbit.</p> 	<p>Egg hunt- hide plastic eggs outside and encourage children to look for them. Encourage counting and model language- “look up high, that’s a big egg, I’ve found one in the sand pit”</p> <p>Together time- Peppa and her friends go on an egg hunt. https://www.youtube.com/watch?v=zs8jyWcnCPc</p> <p>Snack- try some carrot sticks like the Easter bunny.</p> <p>When rooms have finished making Easter Bonnets, Marie to choose her favourite and it to be shared on the website.</p>	<p>Nest cakes- children to be involved with mixing and spooning ingredients and add chocolate eggs on top. Nest cakes to take home or for snack.</p>  <p>Together time- Sing “Peter Rabbit has a fly upon his nose”.</p> <p>Water tray- hide yellow chicks in wood shavings and pick them out with tweezers.</p>